

Train the **Trainer**

CREATED BY SHEFALI JINDAL



About Basesite

Basesite is a strategic partner of Intel, specializing in software development. As part of our partnership, we are responsible for designing, building, and managing various applications under the FCE suite, including [Fceconnect.intel.com](https://fceconnect.intel.com), fchehome.intel.com, fcepip.intel.com, fcepowerhub.intel.com, and fcelsshub.intel.com. Our goal is to ensure that these applications meet Intel's high standards for performance, security, and user experience.



Today's Agenda

1. What is Stakeholders?
2. How to access Stakeholders?
3. Stakeholder application modules and their purpose?
4. How Admin can manage team members?
5. Stakeholder Permissions?
6. How ROD workflow works?
7. How to submit ROD?
8. Who gets notified on ROD?
9. How to get access to ROD system?

What is Stakeholders?

Stakeholders (known as fchome.intel.com) is a centralized portal for managing user access for all the FCE applications like ROD system ([Fconnect.intel.com](https://fconnect.intel.com)), PIP, Powerhub etc.

01

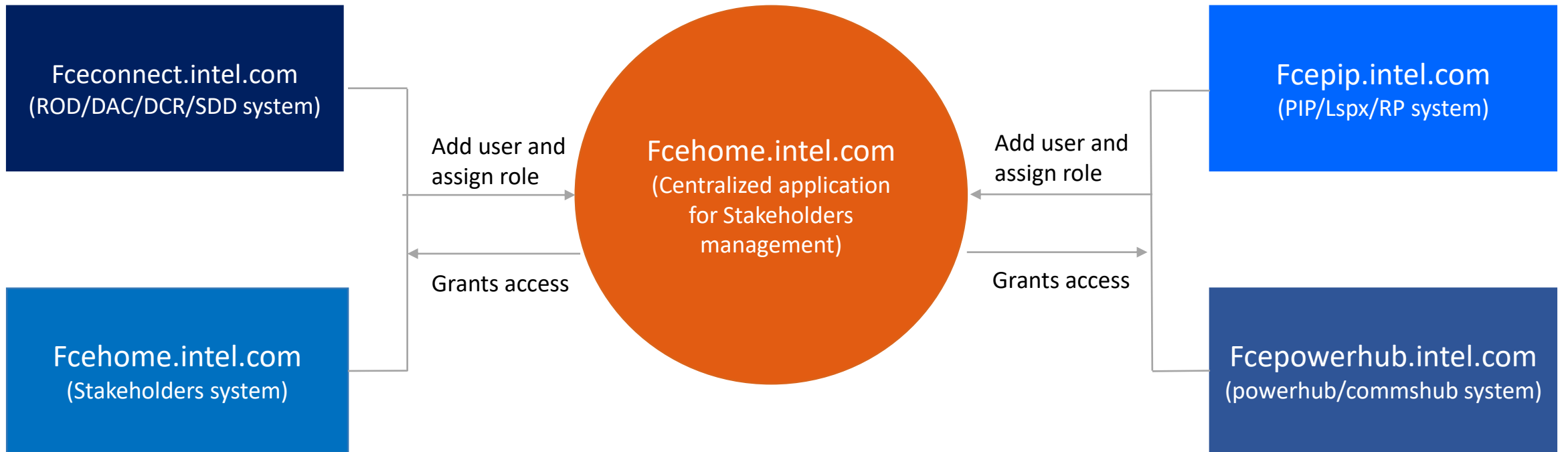
Stakeholders management- Users and companies are added in Stakeholders and assigned to the projects in Stakeholders.

02

Tool data from P3 schedule is displayed on 'Stakeholder Master' screen in Stakeholders. Users can view tool data and users with certain roles only can update tool data.



User Access



Access to Stakeholders

1. User can access stakeholders by navigating to this URL: fcehome.intel.com
2. Stakeholders can be accessed only by users who are on intel network or have intel laptops.
3. User must have an @intel email address to login into fcehome.intel.com
4. User must have an account on fcehome.intel.com



Stakeholders Modules

01

My Profile

My Profile displays user account details. Users company, email, roles in projects are displayed here. User can also remove their own role in project from here.

02

Users

The Users module provides a centralized location to manage user data and roles. Here, you can add new users, view and edit user information, and assign or remove roles for users.

03

Companies

Companies module displays all the companies working on projects and their mapping with the disciplines.

04

Stakeholder Master

Stakeholder Master displays the tool data as per project and user with certain Admin roles can update the tool company and users. The tool data is then displayed ROD/DAC system, PIP etc

My Profile Module

The screenshot shows the 'My Profile' module in the Intel FCE Home system. The interface includes a top navigation bar with links to FCE Home, Upload, Stakeholder Master, Users, My Profile, PIP, and Scenario. A search bar is located on the right. The user's name, SHEFALIX JINDAL, is displayed in the dashboard header. The 'My Profile' module is highlighted with an orange arrow and labeled 'My Profile Module'. The profile details section includes fields for Company Name (basesite), User Email (shefalix.jindal@intel.com), Secondary Email, and Phone No. (User Phone Number). The 'Include me in these CEID's' section has a dropdown for 'Choose CEIDs Access'. The 'Functional Area Notification List' table shows a list of functional areas with checkboxes for 'Include Notifications'. The 'Roles List' section shows a list of roles with checkboxes for 'User Roles'. The 'Projects' dropdown is set to 'Chandler'. The 'Application Links' section is empty.

Annotations:

- My Profile Module:** Points to the 'My Profile' tab in the top navigation bar.
- User Company Name:** Points to the 'Company Name' field.
- User Email:** Points to the 'User Email' field.
- User Secondary Email:** Points to the 'Secondary Email' field.
- User Phone Number:** Points to the 'Phone No.' field.
- User Roles in the selected Project:** Points to the 'Roles List' section.
- User Roles:** Points to the list of roles (IssHub admin, Isshub user, PM, Stakeholder Admin).
- Remove role from the selected project:** Points to the 'X' icon next to the 'IssHub admin' role.
- Subscribe to email notification to the selected Functional Area:** Points to the checked checkbox for 'AM' in the 'Include Notifications' column.
- Un-Subscribe from email notification to the selected Functional Area:** Points to the unchecked checkbox for 'C4' in the 'Include Notifications' column.

Functional Area	Include Notifications
AM	<input checked="" type="checkbox"/>
AMHS	<input checked="" type="checkbox"/>
AN	<input type="checkbox"/>
BB	<input checked="" type="checkbox"/>
C4	<input type="checkbox"/>
CMS	<input checked="" type="checkbox"/>
DE	<input type="checkbox"/>
DF	<input checked="" type="checkbox"/>
DI	<input checked="" type="checkbox"/>

Roles List	User Roles
IssHub admin	<input checked="" type="checkbox"/>
Isshub user	<input type="checkbox"/>
PM	<input type="checkbox"/>
Stakeholder Admin	<input type="checkbox"/>

Users Module

Users Module

Export results in excel

Add New User

Clear all grid filters

Manage Users

User First Name

User Last Name

User Email

Grid Filters

User IDSID

User Windows Domain

User Company

Export to Excel

+ Add User

Clear Grid Filters

First Name ↑

Last Name

Primary Email

IDSID

Windows Domain Name

Company

Is Jira User










Action

'True', if user has account on ROD/DAC system

Deactivate User Account

Edit User Account

Activate User Account

First Name ↑	Last Name	Primary Email	IDSID	Windows Domain Name	Company	Is Jira User	Action
	Maguire	maguire@murraycompany.com	maguire@murraycompany.com		Murray Company	true	
Andrew	Mullen,	andrewx.mullen@intel.com	ger\mullen5x	ger	LOTUS TECHNICAL SERVICES	false	
Ion	Gherghelas	ion.gherghelas@intel.com	ger\igherghe	ger	Intel	false	
A	Owen	Aowen@harder.com	EXT\Aowen	EXT	Harder Mechanical (HMC)	false	
A	Monnin	a.monnin@noxinnovations.com	EXT\monnin	EXT	Corbins Electric	true	
A	Alvarez	aalvarez@harder.com	EXT\aalvarez	EXT	Harder Mechanical (HMC)	true	
A	Robinson	aarobinson@southlandind.com	aarobinson@southlandind.co...		Southland Industries	true	
A	Bermudez	abermudez2@rosendin.com	abermudez2@rosendin.com		Rosendin Electric (REI)	true	
A	Cclark	acclark@rosendin.com	acclark@rosendin.com		Rosendin Electric (REI)	true	

Users Module-

Add New User

Roles Tab – To assign Role to user

User Details - Shefali Jindal Projects **Chandler**

Details **Roles** Functional Area CEID

First Name
Shefali ← User First Name

Last Name
Jindal ← User Last Name

Company List
RIGOTEC ← User Company

Primary Email
shefali.jindal@basesite.com ← User Primary Email

Secondary Email
← User Secondary Email

Phone No.
← User Phone Number

☐ Is PDI

☒ Is Jira User ← If user wants account on ROD/DAC/DCR system (FCE Connect), then check this checkbox

☐ Is Internal

Click next until 'close'

Close Next →

Users Module- Assign Role

User Details - Shefali Jindal

ProjectsChandler

Details

Roles

Functional Area

CEID

Role Name	Role Assign
3D Block Design	<input type="checkbox"/>
AE Administrator	<input type="checkbox"/>
AE CSA Designer	<input type="checkbox"/>
AE CSA Engineer	<input type="checkbox"/>
AE Design Lead	<input checked="" type="checkbox"/>
AE Designer	<input type="checkbox"/>
AE Electrical Designer	<input type="checkbox"/>
AE Electrical Engineer	<input type="checkbox"/>
AE LSS Engineer	<input type="checkbox"/>
AE Mechanical Designer	<input type="checkbox"/>
AE Mechanical Engineer	<input type="checkbox"/>
AE Project Manager	<input type="checkbox"/>
Area Coordinator	<input type="checkbox"/>
CMS CC	<input type="checkbox"/>
CMS PM	<input type="checkbox"/>
CommsHub User	<input type="checkbox"/>
Construction Coordinator	<input type="checkbox"/>
Construction Manager	<input type="checkbox"/>
DCR Chair	<input type="checkbox"/>
Design Manager	<input type="checkbox"/>
DOC Control	<input type="checkbox"/>
EcalcAdmin	<input type="checkbox"/>
EcalcCanRead	<input type="checkbox"/>

← Previous

Next →

Purpose of Roles

- User access to Jira ROD system, DAC system, DCR, RP, Stakeholders (fcehome.intel.com), PIP Application, Powerhub Application is based on the appropriate role assigned to the user.
- User get access to certain features of the application based on the permissions their ROLE is granted in the application.



Who assigns role?

Role assignment is done by user who has **ADMIN/LEAD** role in Stakeholders (fcehome.intel.com)

- **AE, Integration and Trade Roles**-From each Company there are at least two users who have the Admin/Lead role and they can assign roles to their team members.
- E.g. AE Administrator of 'ZYTE' company can assign 'AE' roles to other ZYTE team members.
- Trade Administrator of 'ACME' company can assign 'Trade' roles to ACME team members.
- Integration Lead of 'MACE' company can assign 'Integration' roles to MACE team members
- **Intel Roles**- Intel roles like Tool owner, Area Coordinator are requested by user themselves or their team members (only users with intel email) by going to ags.intel.com.

For complete list of roles and the access process, please find link on the last slide- 'Access to Jira',



Users Module-

Deactivate User Account

Users Module

Deactivate User Account by moving toggle button to left

The screenshot shows the 'Manage Users' interface in the Intel FCE Home system. The top navigation bar includes links for 'FCE Home', 'Upload', 'Stakeholder Master', 'Users', 'My Profile', 'PIP', and 'Scenario'. The 'Users' tab is selected. Below the navigation bar, there are buttons for 'Export to Excel', '+ Add User', and 'Clear Grid Filters'. The main content area displays a table of users with columns for First Name, Last Name, Primary Email, IDSID, Windows Domain Name, Company, Is Jira User, and Action. The first user, Andrew Maguire, is highlighted. The 'Is Jira User' column shows a toggle switch that is currently turned on (right). An arrow points to this toggle switch, indicating that it should be moved to the left to deactivate the user account.

First Name	Last Name	Primary Email	IDSID	Windows Domain Name	Company	Is Jira User	Action
Andrew	Maguire	maguire@murraycompany.com	maguire@murraycompany.com		Murray Company	true	<input checked="" type="checkbox"/>
Andrew	Mullen,	andrewx.mullen@intel.com	ger\mullen5x	ger	LOTUS TECHNICAL SERVICES	false	<input type="checkbox"/>
Ion	Gherghelas	ion.gherghelas@intel.com	ger\igherghe	ger	Intel	false	<input type="checkbox"/>
A	Owen	Aowen@harder.com	EXT\Aowen	EXT	Harder Mechanical (HMC)	false	<input type="checkbox"/>
A	Monnin	a.monnin@noxinnovations.com	EXT\monnin	EXT	Corbins Electric	true	<input checked="" type="checkbox"/>
A	Alvarez	aalvarez@harder.com	EXT\aalvarez	EXT	Harder Mechanical (HMC)	true	<input checked="" type="checkbox"/>
A	Robinson	aarobinson@southlandind.com	aarobinson@southlandind.co...		Southland Industries	true	<input checked="" type="checkbox"/>
A	Bermudez	abermudez2@rosendin.com	abermudez2@rosendin.com		Rosendin Electric (REI)	true	<input checked="" type="checkbox"/>
A	Cclark	acclark@rosendin.com	acclark@rosendin.com		Rosendin Electric (REI)	true	<input checked="" type="checkbox"/>

Companies Module

Company Name

Company Type

Supplier Schedule Mapping

Assign Company To the Project

Manage Companies					Export to Excel	+ Add Company	Clear Grid Filters
Company Name ↑	Bim360 Company Name	Company Type	Action				
ABM	ABM	Trade	<input type="checkbox"/>				
Access Sciences	Access Sciences	Trade	<input type="checkbox"/>				
ACME	ACME	AEFirm	<input type="checkbox"/>				
ACME Arch		Trade	<input type="checkbox"/>				
ACME Elec		Trade	<input type="checkbox"/>				
ACME Mech		Trade	<input type="checkbox"/>				
AES CORPORATION	AES CORPORATION	Trade	<input type="checkbox"/>				
afcon		Trade	<input type="checkbox"/>				
AIR LIQUIDE	AIR LIQUIDE	Trade	<input type="checkbox"/>				
AIR PRODUCTS AND CHEMICALS INC	AIR PRODUCTS AND CHEMICALS INC	Trade	<input type="checkbox"/>				
Akins Manufacturing	Akins Manufacturing , LLC	Trade	<input type="checkbox"/>				
AM Technical Solutions	AM Technical Solutions (AMTS)	Trade	<input type="checkbox"/>				
AMTS		Trade	<input type="checkbox"/>				





Architectural Company










Construction Company

Companies Module

Assign Project to Company

Shift toggle button to right to assign project to the company




Manage Companies				Export to Excel	+Add Company	Clear Grid Filters
Company Name ↑	Bim360 Company Name	Company Type	Action			
SSOE		AEFirm	   			

Assign Project To Company			×
Search...			Q
Project Name	Mark Active	Functional Areas	
LYNX_TD	<input type="checkbox"/>		
Ocotillo	<input checked="" type="checkbox"/>		
Pelican	<input type="checkbox"/>		
Penang	<input type="checkbox"/>		
Pro 1	<input type="checkbox"/>		
project new	<input type="checkbox"/>		
PROJECT TEST 11	<input type="checkbox"/>		
Qiryat Gat	<input type="checkbox"/>		
RA-D1	<input checked="" type="checkbox"/>		
			Close

Assigning company to the project allows the company team members to get access to the project

Companies Module

Setup Company Discipline

Manage Companies			
		Export to Excel	+ Add Company
Clear Grid Filters			
Company Name ↑	Bim360 Company Name	Company Type	Action
SSOE		AE Firm	  

1. Click on 'supplier Schedule Mapping' icon

Supplier Schedule Mapping		
		+ Add Supplier Schedule Mapping
		Clear Grid Filters
		← Back
Supplier Schedule Mapping Name ↑	Discipline	Action

2. Add new Supplier Mapping for the company by clicking on 'Add Supplier Schedule Mapping'

3. Create unique Supplier name and select discipline

Supplier Schedule Mapping

Supplier Schedule Name

SSOE-AE

Discipline

AE Firm

☐ Add Another

[Close](#)

[Save](#)

Unique Supplier Schedule Name

Select Discipline

Supplier schedule mapping, aligns discipline with the company. Every Trade and AE company should have supplier schedule mapping created to align users to ROD system based on discipline through roles.

Stakeholder Master Module

Update Company or User displayed in Grid for the tool

Filter by Design Start Week

Select project

Export Filtered grid results

Export All grid results

Clear grid Filters

Copy User Emails

Scroll to the right to view more groups

The screenshot shows the 'Stakeholder Master' module interface. At the top is a navigation bar with 'intel FCE Home' and tabs for 'Upload', 'Stakeholder Master', 'Users', 'My Profile', 'PIP', and 'Scenario'. A search bar is on the right. Below the navigation bar, there's a 'Stakeholder Master List' section with an 'Update Stakeholders' button. A 'Design Start Week Filter' input field is present, with an annotation pointing to it. To the right of the filter is a dropdown menu showing 'Chandler' with an annotation 'Select project'. Further right are three buttons: 'Export Filtered', 'Export All', and 'Clear Grid Filters', with annotations pointing to them. The main area is a table with columns: Action, Entity Code, Process, CEID, Facility, FA, D Start, D Finish, OIF Batch, PIT Project Name, Project Name, Tool Owner, AE Design Lead, and Area Coordinator. The table contains 10 rows of data. An annotation 'Copy User Emails' points to the 'Action' column icons. A long arrow at the bottom points right with the text 'Scroll to the right to view more groups'.

Action	Entity Code	Process	CEID	Facility	FA	D Start	D Finish	OIF Batch	PIT Project Name	Project Name	Tool Owner	AE Design Lead	Area Coordinator
	AAP001-1	TBD		CH1	WT					Chandler			
	AAP002-1	TBD	AAPda	CH1	DR	01/07/2013	20/08/2013			Chandler			David Lampner
	AAP201-1	TBD	AAPba	CH8	DR	11/07/2013	11/09/2013			Chandler		George Doucette II,Za...	David Lampner,Allan .
	AAP202-2	TBD	AAPba	CH8	FL	06/03/2023	27/03/2023			Chandler		George Doucette II,Za...	Allan Ketelsen
	AAPgp3-1	TBD		CH8	FL	30/05/2023	05/07/2023			Chandler		JacobX Z Araujo,Geor...	Allan Ketelsen
	ABP20001-1	ATM	ABPaa	CH8	BE					Chandler		ZachariahX Drilevich,J...	Jung Kyu Han
	ACB00003-24	ATM	ACBaa	CH4	AS					Chandler		ZachariahX Drilevich,J...	VICTOR AGUBRA
	ACB00004-24	ATM	ACBaa	CH4	AS					Chandler		ZachariahX Drilevich,J...	VICTOR AGUBRA
	ACB00012-14	ATM	ACBaa	CH4	AS					Chandler		George Doucette II,Za...	VICTOR AGUBRA
	ACB00019-13	ATM	ACBaa	CH4	AS					Chandler		George Doucette II,Za...	VICTOR AGUBRA

Stakeholder Master Module

Assign User to tool

Select Project

Filter tools by Design start week

Select User group (Stakeholder)

Select User Group company, if applicable

Select User

Displays the values that can be assigned to the tool for the selected Stakeholder Group

Select tools to update

Chandler

Includes All

AE Design Lead

SSEO

Clear Grid Filters

Records Count : 1404

	Entity	Child Project	Process	Area Coordina...	PIT Project Na...	OIF Batch	Design Start	Group	Parent Company
<input type="checkbox"/>	AAP201-1	E2 TI Phase1	TBD	David Lampner			2013-07-11	zachariah.xrdrlevich@intel.com,...	SSEO
<input checked="" type="checkbox"/>	AAP202-1	E2 TI Phase1	TBD	David Lampner			2013-07-11	georgex.doucette.ii@intel.com,...	SSEO
<input checked="" type="checkbox"/>	AAP202-2	E2 TI Phase1	TBD	Allan Ketelsen			2023-02-21	jacobx.araujo@intel.com,zachar...	SSEO
<input type="checkbox"/>	AAPgp3-1	E2 TI Phase1	TBD	Allan Ketelsen			2023-05-30	jacobx.araujo@intel.com,georg...	SSEO
<input type="checkbox"/>	ABP20001-1	E2 TI Phase1	ATM	Jung Kyu Han			2023-03-07	georgex.doucette.ii@intel.com,...	SSEO
<input type="checkbox"/>	ACB00003-24	Z_CH4_2021	ATM	Agubra, Victor			2022-11-08	georgex.doucette.ii@intel.com,...	SSEO
<input type="checkbox"/>	ACB00004-24	Z_CH4_2021	ATM	Agubra, Victor			2022-11-08	zachariah.xrdrlevich@intel.com,...	SSEO
<input type="checkbox"/>	ACB00012-14	Z_CH4_2021	ATM	Agubra, Victor			2023-03-15	zachariah.xrdrlevich@intel.com,...	SSEO
<input type="checkbox"/>	ACB00019-13	Z_CH4_2021	ATM	Agubra, Victor			2023-01-03	georgex.doucette.ii@intel.com,...	SSEO
<input type="checkbox"/>	ACB00019-16	Z_CH4_2021	ATM	Agubra, Victor			2023-01-03	jacobx.araujo@intel.com,zachar...	SSEO
<input type="checkbox"/>	ACB00020-13	Z_CH4_2021	ATM	Agubra, Victor			2023-01-03	georgex.doucette.ii@intel.com,...	SSEO
<input type="checkbox"/>	ACB00020-16	Z_CH4_2021	ATM	Agubra, Victor			2023-01-03	zachariah.xrdrlevich@intel.com,...	SSEO
<input type="checkbox"/>	ACB00024-6	Z_CH4_2021	ATM	Agubra, Victor			2023-03-29	zachariah.xrdrlevich@intel.com,...	SSEO
<input type="checkbox"/>	ACL011-6	Z_CH4_2021	ATM	Browning, Christo...			2010-12-06	jacobx.araujo@intel.com,georg...	SSEO
<input type="checkbox"/>	ACL012-10	Z_CH4_2021	ATM	Browning, Christo...			2024-02-06	jacobx.araujo@intel.com,georg...	SSEO
<input type="checkbox"/>	ACL0XX-2	Z_CH4_2021	ATM	Browning, Christo...			2025-02-07	jacobx.araujo@intel.com,georg...	SSEO
<input type="checkbox"/>	ACM00004-1	TD-CH Worki...	ATM				2011-04-18	zachariah.xrdrlevich@intel.com,...	SSEO
<input type="checkbox"/>	ACP201-1	E2 TI Phase1	TBD	Sean Dunnigan			2013-04-17	jacobx.araujo@intel.com,georg...	SSEO
<input type="checkbox"/>	ACS00004-2	TD-CH Worki...	ATM				2011-06-02	georgex.doucette.ii@intel.com,...	SSEO
<input type="checkbox"/>	ACS00004-3	TD-CH Worki...	ATM				2011-06-02	jacobx.araujo@intel.com,georg...	SSEO
<input type="checkbox"/>	ACS00008-1	TD-CH Worki...	ATM				2011-02-22	zachariah.xrdrlevich@intel.com,...	SSEO
<input type="checkbox"/>	ACU201-1	E2 TI Phase1	TBD	Ravi Shankar			2023-01-17	georgex.doucette.ii@intel.com,...	SSEO

Search

☒ georgex.doucette.ii@intel.com

☒ jacobx.araujo@intel.com

☐ zachariah.xrdrlevich@intel.com

Cancel

+ Append

* Remove

= Replace

Note: To know who can update the Groups, jump to slide 25.

Stakeholder Master Module

Assign Company to tool

Select tools to update

Select Project

Filter tools by Design start week

Select Company group (Stakeholder)

Clear grid filters

Select Company

Displays the values that can be assigned to the tool for the selected Stakeholder Group

The screenshot displays the 'Stakeholder Master Module' interface. At the top, there are filters for 'Chandler' (dropdown), 'Includes All' (dropdown), 'AE Firm' (dropdown), and a 'Clear Grid Filters' button. The 'Records Count' is 1691. Below the filters is a table with columns: Entity, Child Project, Process, Area Coordina..., PIT Project Na..., OIF Batch, Design Start, Group, and Parent Company. The table lists various tools, with the first two rows selected. To the right of the table is a sidebar for 'AE Firm' with a search bar and a list of company groups. The 'SSOE' group is selected. Below the sidebar is a 'Company Count' table showing the tool count for the selected group.

Entity	Child Project	Process	Area Coordina...	PIT Project Na...	OIF Batch	Design Start	Group	Parent Company
<input checked="" type="checkbox"/>	AAP001-1	Substrate_TDP2	TBD	Rajat Goyal				
<input checked="" type="checkbox"/>	AAP002-1	Substrate_TDP2	TBD	David Lampner		2013-07-01		
<input type="checkbox"/>	AAP201-1	E2 TI Phase1	TBD	David Lampner		2013-07-11	SSOE	
<input type="checkbox"/>	AAP202-1	E2 TI Phase1	TBD	David Lampner		2013-07-11	SSOE	
<input type="checkbox"/>	AAP202-2	E2 TI Phase1	TBD	Allan Ketelsen		2023-02-21	SSOE	
<input type="checkbox"/>	AAPgp3-1	E2 TI Phase1	TBD	Allan Ketelsen		2023-05-30	SSOE	
<input type="checkbox"/>	ABP20001-1	E2 TI Phase1	ATM	Jung Kyu Han		2023-03-07	SSOE	
<input type="checkbox"/>	AC800003-24	Z_CH4_2021	ATM	Agubra, Victor		2022-11-08	SSOE	
<input type="checkbox"/>	AC800004-24	Z_CH4_2021	ATM	Agubra, Victor		2022-11-08	SSOE	
<input type="checkbox"/>	AC800012-14	Z_CH4_2021	ATM	Agubra, Victor		2023-03-15	SSOE	
<input type="checkbox"/>	AC800019-13	Z_CH4_2021	ATM	Agubra, Victor		2023-01-03	SSOE	
<input type="checkbox"/>	AC800019-16	Z_CH4_2021	ATM	Agubra, Victor		2023-01-03	SSOE	
<input type="checkbox"/>	AC800020-13	Z_CH4_2021	ATM	Agubra, Victor		2023-01-03	SSOE	
<input type="checkbox"/>	AC800020-16	Z_CH4_2021	ATM	Agubra, Victor		2023-01-03	SSOE	
<input type="checkbox"/>	AC800024-6	Z_CH4_2021	ATM	Agubra, Victor		2023-03-29	SSOE	
<input type="checkbox"/>	ACL011-6	Z_CH4_2021	ATM	Browning, Christo...		2010-12-06	SSOE	
<input type="checkbox"/>	ACL012-10	Z_CH4_2021	ATM	Browning, Christo...		2024-02-06	SSOE	
<input type="checkbox"/>	ACL0XX-2	Z_CH4_2021	ATM	Browning, Christo...		2025-02-07	SSOE	
<input type="checkbox"/>	ACM00004-1	TD-CH Worki...	ATM			2011-04-18	SSOE	
<input type="checkbox"/>	ACP201-1	E2 TI Phase1	TBD	Sean Dunnigan		2013-04-17	SSOE	
<input type="checkbox"/>	ACS00004-2	TD-CH Worki...	ATM			2011-06-02	SSOE	
<input type="checkbox"/>	ACS00004-3	TD-CH Worki...	ATM			2011-06-02	SSOE	

Company Count

Company Name	Tool Count
SSOE	1404

Note: To know who can update the Groups, jump to slide 25.

Replace Company

FCE HOME (Stakeholders) Application Permissions

STAKEHOLDERS(FCEHOME) PERMISSIONS

Roles	My Profile	Stakeholder Master	Users	Companies
STAKEHOLDER ADMIN	✓	✓	✓	✓
AE ADMINISTRATOR	✓	✓	✓	✗
TRADE ADMINISTRATOR	✓	✓	✓	✗
INTEGRATION LEAD	✓	✓	✓	✗
PM/ CMS CC/ CMS PM	✓	✓	✓	✗
Other Roles	✓	✓	✗	✗

Note: This chart represents the View permissions only. To know about update/edit permissions of these roles, go to next slide

FCE Home Permissions

FCEHOME features	Roles Access
Allows users to view Users tab in the header	Stakeholder Admin, AE Administrator, Trade Administrator, Integration Lead, CMS CC, CMS PM, PM
Allows users to view all company's users on the user's page	Stakeholder Admin, AE Administrator, Integration Lead, CMS CC, CMS PM, PM
Allows users to view only Trade company's users on the user's page	Trade Administrator
Allows users to add new users of their own company users	Stakeholder Admin, AE Administrator, Trade Administrator, Integration Lead,
Allows users to assign ' All ' roles to all users under the project in which Admin role is assigned.	Stakeholder Admin

FCE Home Permissions

FCEHOME features	Roles Access
Allows users to assign AE roles to own company users under the project in which Admin role is assigned.	Stakeholder Admin, AE Administrator
Allows users to assign Trade roles to own company users under the project in which Admin role is assigned.	Stakeholder Admin, Trade Administrator
Allows users to assign Integration roles, Lsshub, commshub, Powerhub to own company users under the project in which Admin role is assigned.	Stakeholder Admin, Integration Lead,
Allows users to view Stakeholder Master Module on the header	All Roles
Allows users to view and update Company Module on the header	Stakeholder Admin

FCE Home- Update Stakeholder Groups Permissions

FCEHOME features	Group Type	Roles with Permission to Update Group
AE Design Lead	User	Stakeholder Admin, AE Administrator
AE Firm	Company	Stakeholder Admin, AE Administrator
Trade Architectural	Company	Stakeholder Admin
Trade Mechanical	Company	Stakeholder Admin
Trade Electrical	Company	Stakeholder Admin
Trade Process	Company	Stakeholder Admin
Trade Rigging	Company	Stakeholder Admin

FCE CONNECT- ROD Workflow

FCE CONNECT Preview

My assigned, created tickets at one place Your projects All ROD tickets Create new ROD Search tickets

System Dashboard

Filter Results: My Open Issues

Key	T	Summary	EntityCode-Life	Due
PEN-13	\$	null DCR XCL121 Pedestal change	XCL121-1	
PEN-48	\$	RCS118-1 DCR 12" maint require & fire disc relocate require (Impacts RCS118-1,RCS119-1,RCS120-1,RCS121-1)	RCS118-1	
PEN-30	\$	GTO118-1 DCR ECN0939 – GTO118-1 Etch backflow prevention valve (Impacts GTO118-1)	GTO118-1	
PEN-33	\$	TSP150-1 DCR TSP LSP update (Impacts TSP150-1)	TSP150-1	
PEN-31	\$	ARM133-1 DCR add on workstation for reticle room	ARM133-1	

1-5 of 260 1 2 3 4 5 6 7 8 9 ▶

Filter Results: My Assigned RODs

Key	Summary	Status	EntityCode-Life	Due
QG-142	AFQ933-2 testing-ignore this rod instruction	AWAITING ACKNOWLEDGE...	AFQ933-2	09/Jun/22

1-1 of 1

Filter Results: AE acknowledge

No matching issues found.

Filter Results: My Created RODs

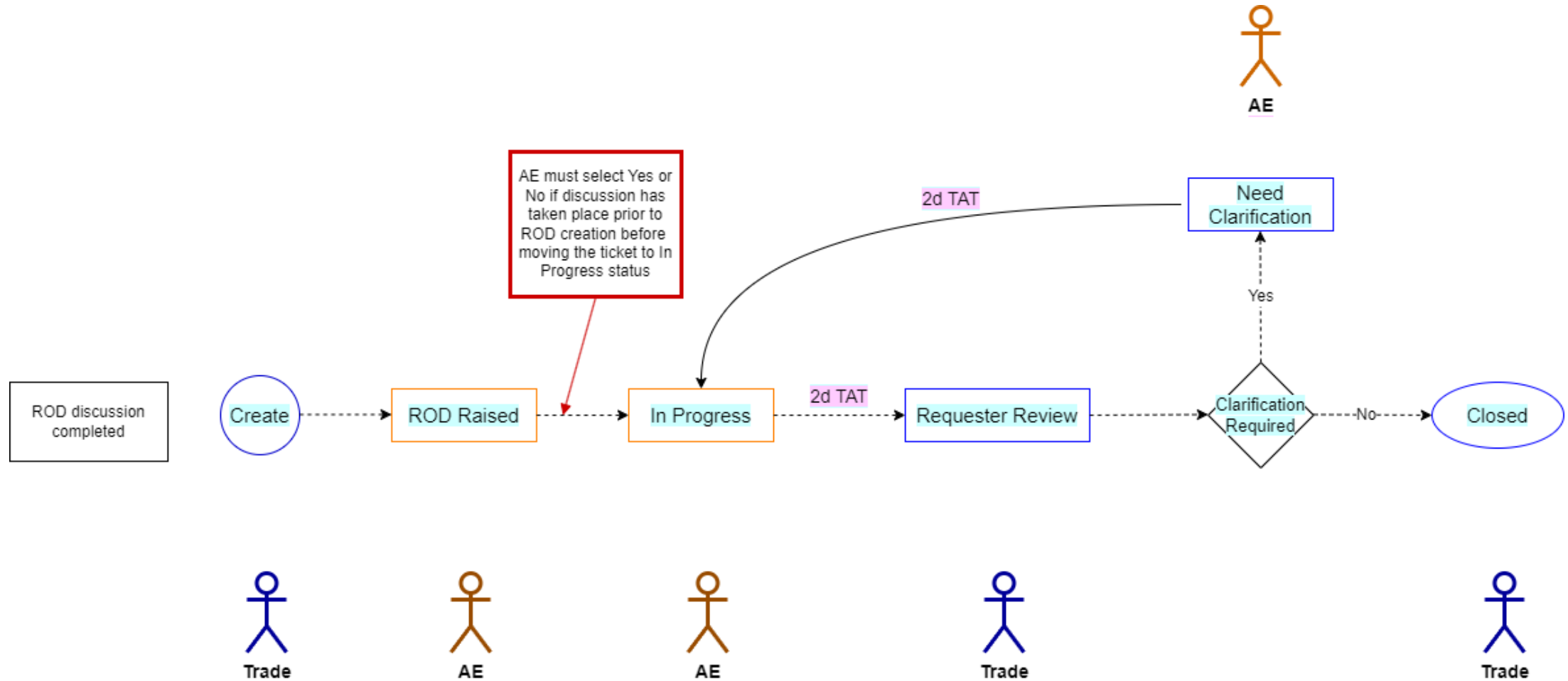
Key	Summary	Status	EntityCode-Life	Due
QG-143	AFQ933-4 test only-basesite	AWAITING ACKNOWLEDGE...	AFQ933-4	09/Jun/22

Raise Request

- ROD system URL- fceconnect.intel.com
- User can access Fce connect on non-intel network

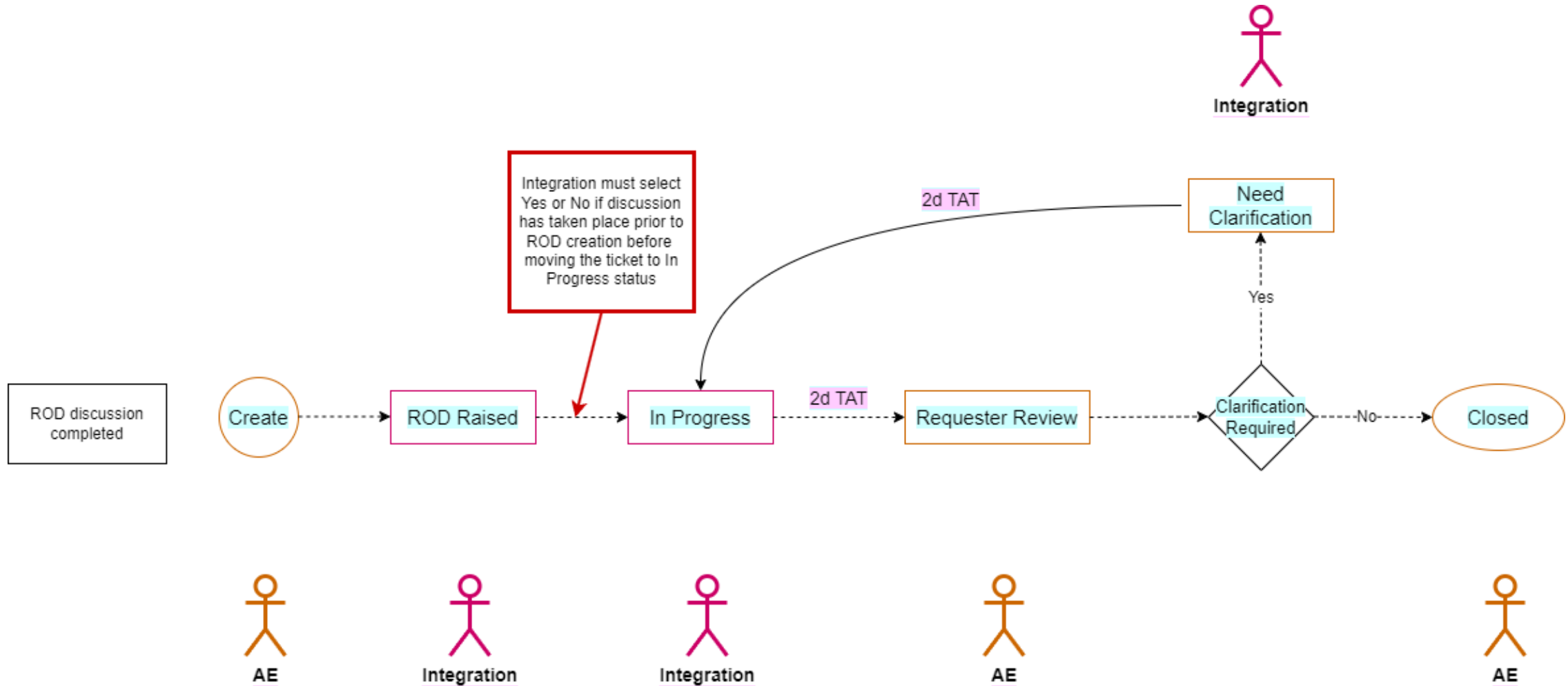
Raise a bug to basesite team

ROD-Trade to AE workflow



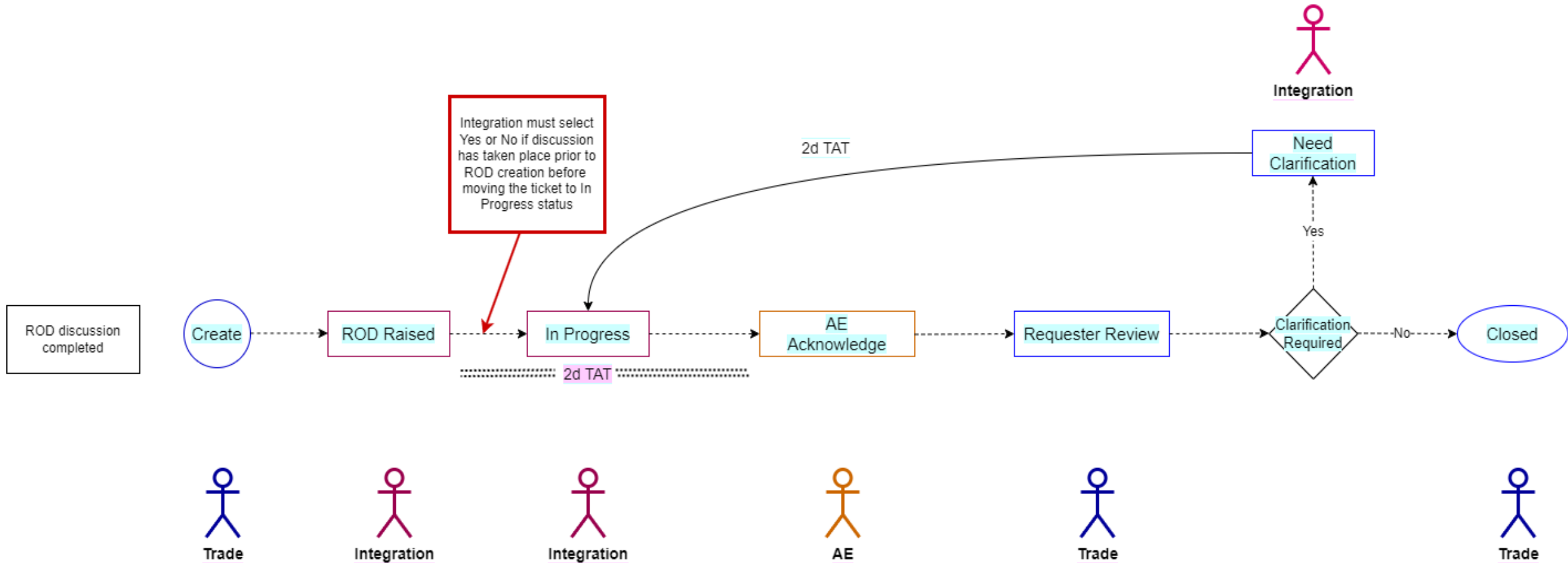
Note: To read in detail about the workflow, go to 'ROD system' link on slide 42.

ROD-AE to Integration workflow



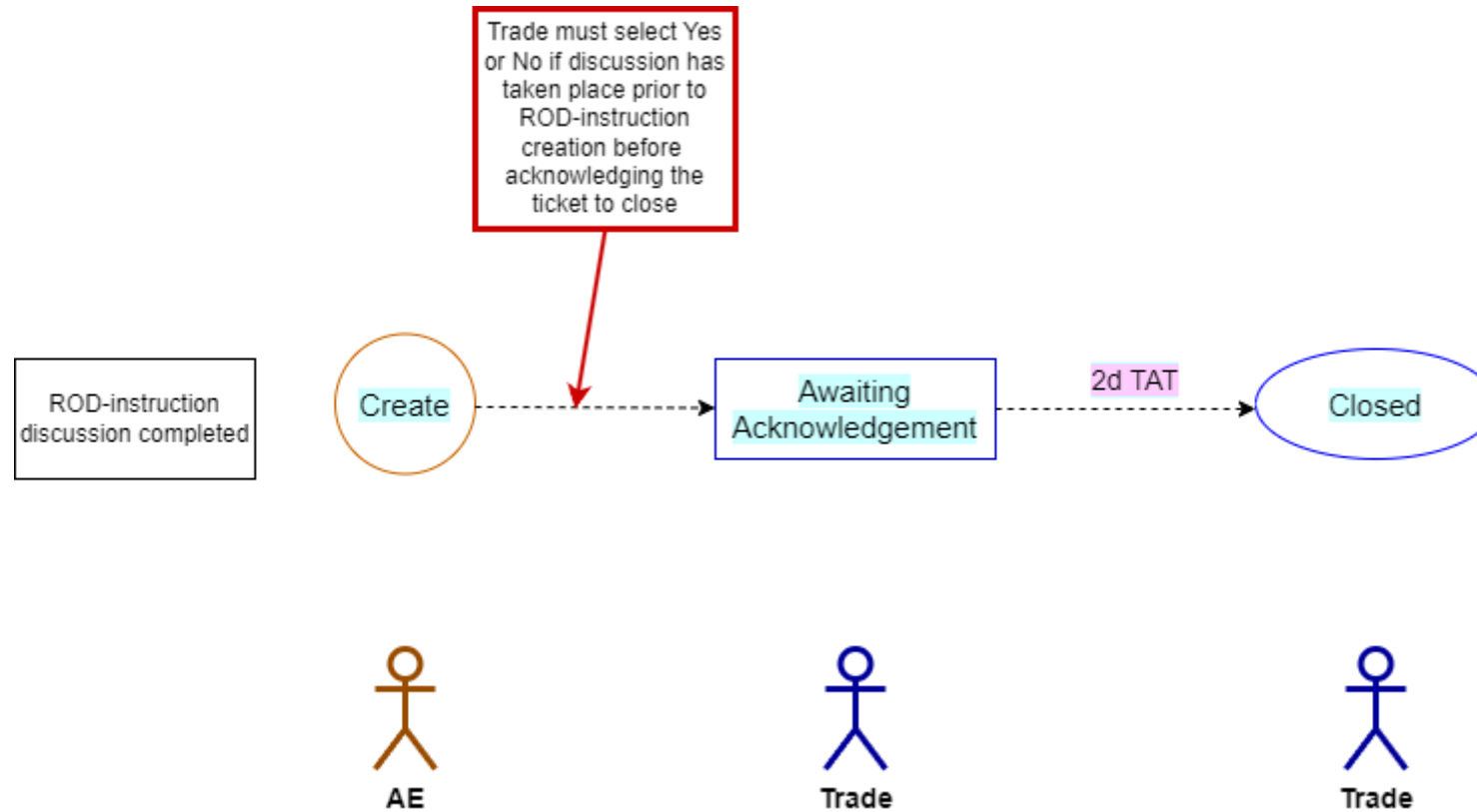
Note: To read in detail about the workflow, go to 'ROD system' link on slide 42.

ROD-Trade to Integration workflow



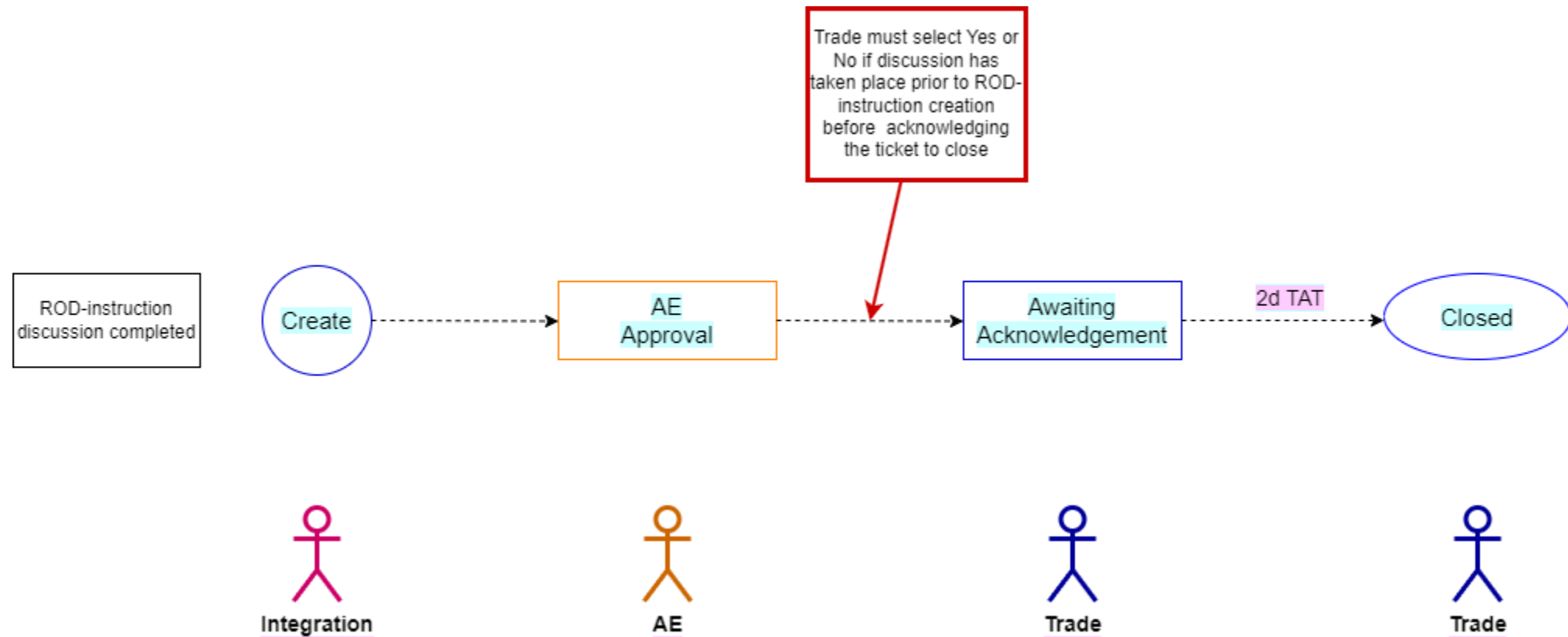
Note: To read in detail about the workflow, go to 'ROD system' link on slide 42.

ROD Instruction- AE to Trade workflow



Note: To read in detail about the workflow, go to 'ROD system' link on slide 42.

ROD Instruction- Integration to Trade workflow



FCE CONNECT- ROD Form

ROD Form- Part 1

Create Issue Configure Fields

All fields marked with an asterisk (*) are required

Project* Chandler (CHAN)

Issue Type* ROD

ROD Details Tool Details Stakeholders GIT

Info **Update:** A new update to the workflow has been implemented as of 01 Nov 22. Please review all updates [here](#)

Submitted on behalf of Trade

Entity Code AAP201-1

Tool Details **CEID:** AAPba **project:** DE2 TI Phase1 **Functional Area:** DR Bay: **Event Type:** Install
Complexity: Process: **Project:** DE2 TI Phase1

ROD Type* C1 - POC Change Request

Type Description Request or notification to change a Mechanical, Electrical, Comms or LSS POC for Tool Install

ROD/Instruction* ROD

Summary* POC change request for AAP201-1

Affects?* ☐ None ☒ Tool ☐ Pedestal

You must select a value before selecting a tool

☐ Create another Create Cancel

Select Project 'Chandler'

Select issue type 'ROD'

Auto-selected based on user role in fcehome.intel.com

Select tool/entity code

Displays tool details

Select ROD type from the dropdown

Displays the description of ROD type selected

| Based on 'Submitted on behalf of' field, auto displays if rod or rod-instruction |

Mention short summary

Select 'Affects', if tool or pedestal

ROD Form- Part 2

Create Issue Configure Fields

Department AE

AE Firm SSOE

Discipline* Architectural

Initiators Contact Number
Please provide contact details to insure faster resolution

Proposed Company SSOE
[Help](#)

Design Lead* jacobx.araujo@intel.com
Design Leads that could be the DAC Form Owner based on the selected Tool ID

Select Assignee georgex.doucette.ii@intel.com

Task Owners*
Users

- adamx.ryssdal@intel.com
- danielx.sun@intel.com
- gabrielx.trejo@intel.com
- georgex.doucette.ii@intel.com
- jacobx.araujo@intel.com
- jeffreyx.d.morris@intel.com
- jennifex.rose@intel.com
- matthewx.x.evens@intel.com

☐ Create another Create Cancel

| Based on 'ROD type' field, auto displays the assignee Department|

| Based on 'Entity Code' field, displays the AE Firm assigned in POR|

Select discipline & accordingly ticket will be sent to assignee

Mention Reporter number

Company who will respond to the ROD ticket

Select 'Design lead' from the dropdown on the tool

Select user who will respond to the ticket

Users who can respond to the ticket are grouped under 'Task owners' from the assignee company (proposed company)

ROD Form- Part 3

The screenshot shows the 'Create Issue' form with the following fields and annotations:

- CC Users:** A text input field containing 'zachariah.drllevich@intel.com'. An arrow points to it with the note: 'Select user who wants to be notified on the ticket other than task owner or reporter group'.
- Problem Statement*:** A text area with the placeholder 'Provide problem statement'. An arrow points to it with the note: 'Mention the problem statement'.
- Proposed Solution:** A rich text editor with a toolbar (Style, Bold, Italic, Underline, Text Color, Background Color, Link, Unlink, Bulleted List, Numbered List, Insert Image, Insert Video, Undo, Redo). An arrow points to the text area with the note: 'Mention the problem statement'.
- Impact to 3D Detailing:** A radio button group with options 'None' (selected), 'Yes', and 'No'. An arrow points to it with the note: 'Mention if this ROD impacts 3D detailing'.
- Impacted Tools:** A text input field with the placeholder 'Type to search'. An arrow points to it with the note: 'Mention the impacted tools'.
- Attachment:** A dashed box with a cloud icon and the text 'Drop files to attach, or browse'. An arrow points to it with the note: 'Upload any attachments, if needed'.
- Buttons:** At the bottom right, there are three buttons: 'Create another' (checkbox), 'Create' (blue), and 'Cancel' (grey). An arrow points to the 'Create' button with the note: 'Select 'Create' and ROD will be created'.

Note-Any field marked in (*) is mandatory and needs to be filled to submit form

Select user who wants to be notified on the ticket other than task owner or reporter group

Mention the problem statement

Mention the problem statement

Mention if this ROD impacts 3D detailing

Mention the impacted tools

Upload any attachments, if needed

Select 'Create' and ROD will be created

ROD Preview

Add Comment

ROD ticket number

Update ROD with latest users and company

Workflow steps are displayed here. Assignee must click on it.

ROD current status

User who can respond

User who created ROD

Users from reporter company who can respond

Users from assigned company who can respond

Due date to respond

User can upload and view attachments here.

All comments are displayed here.

The screenshot displays the ROD interface with the following components and annotations:

- Header:** Shows the user 'Chandler / CHAN-3' and the ticket title 'AAP201-1 TEST'. An arrow points to the ticket number 'AAP201-1 TEST' with the label 'ROD ticket number'.
- Workflow Steps:** A row of buttons: 'Add comment', 'Agile Board', 'More', 'Update Stakeholders', 'Assign to a team member', and 'In Progress'. An arrow points to 'Assign to a team member' with the label 'Assign ticket to team member'. Another arrow points to the 'In Progress' button with the label 'Workflow steps are displayed here. Assignee must click on it.'
- Details Section:**
 - Type:** ROD
 - Priority:** Medium
 - Status:** ROD RAISED (highlighted with an arrow and label 'ROD current status')
 - Resolution:** Unresolved
 - Security Level:** Restricted
- ROD Details Tab:**
 - ROD/Instruction:** ROD
 - ROD Type:** C1 - POC Change Request
 - Type Description:** Request or notification to change a Mechanical, Electrical, Comms or LSS POC for Tool Install
 - Entity Code:** AAP201-1
 - Tool Details:** CEID: AAPba project: DE2 TI Phase1 Functional Area: DR Bay: Event Type: Install Complexity: Process: Project: DE2 TI Phase1
 - Affects?:** Tool
 - Department:** AE
 - Discipline:** Architectural
 - AE Firm:** SSOE
 - Proposed Company:** SSOE (highlighted with an arrow and label 'Assigned Company')
 - Problem Statement:** Provide problem statement
 - Submitted on behalf of:** Trade
- People Section:**
 - Assignee:** George Doucette II (highlighted with an arrow and label 'User who can respond')
 - Reporter:** Shefali Jindal (highlighted with an arrow and label 'User who created ROD')
 - Reporter Group:** (highlighted with an arrow and label 'Users from reporter company who can respond')
 - Design Lead:** jacobx.araujo@intel.com
 - Integration Lead:** Nathan Rooney
 - Task Owners:** (highlighted with an arrow and label 'Users from assigned company who can respond')
 - Votes:** 0 Vote for this issue
 - Watchers:** 1 Start watching this issue
- Dates Section:**
 - Due:** 11/May/23 (highlighted with an arrow and label 'Due date to respond')
 - Created:** 43 minutes ago
 - Updated:** 43 minutes ago
 - Design Start:** 11/Jul/13
 - Design Finish:** 11/Sep/13
- Attachments:** A dashed box with the text 'Drop files to attach, or browse.' (highlighted with an arrow and label 'User can upload and view attachments here.')
- Activity:** A tab labeled 'Comments' (highlighted with an arrow and label 'All comments are displayed here.')

ROD Notifications

Initially all the users in these groups will get notification every time ROD moves to other party:

1. Assignee
2. Task owners
3. Reporter Group
4. CC Users

FCE CONNECT (ROD System) Application Permissions

FCE Connect ROD Permissions

Chandler

Features	Roles Access
View Issues	<p>AE Design Lead, AE Administrator, AE CSA Designer, AE Mechanical Designer, AE Electrical Engineer, AE Electrical Designer, AE Mechanical Engineer, AE CSA Engineer</p> <p>Trade Electrical, Trade Architectural, Trade Pedestal, Trade Administrator, Trade Mechanical, Trade Rigging, Trade Process</p> <p>Integration Lead, Integration Team Electrical, Integration Team LSS, Integration Team Mechanical Construction Coordinator, TICE</p>
Create Issues	<p>AE Design Lead, AE Administrator, AE CSA Designer, AE Mechanical Designer, AE Electrical Engineer, AE Electrical Designer, AE Mechanical Engineer, AE CSA Engineer</p> <p>Trade Electrical, Trade Architectural, Trade Pedestal, Trade Administrator, Trade Mechanical, Trade Rigging, Trade Process</p> <p>Integration Team Electrical, Integration Team LSS, Integration Team Mechanical</p>

FCE Connect ROD Permissions

Chandler

Features	Roles Access
Transition Issues	Task Owners or Reporter group on the ticket depending on whose turn it is to transition, Task Assignee (user from Task owner or Reporter Group)
Assignable User	Task Owners or Reporter group on the ticket depending on whose turn it is to transition.
Close Issues	Reporter Group (ROD) or Task Owners Group (ROD-Instruction), Task Assignee
Create Attachment	AE Design Lead, AE Mechanical Designer, AE Electrical Engineer, AE Electrical Designer, AE Mechanical Engineer Trade Electrical, Trade Architectural, Trade Pedestal, Trade Administrator, Trade Mechanical, Trade Rigging Integration Lead, Integration Team Electrical, Integration Team LSS, Integration Team Mechanical

Important Links

Description	Link
ROD System	https://basesite.atlassian.net/wiki/external/48562256/ZDBmMTgxYWUxYzM1NGY1ODhkNGViMjI5NGJmYWJjNzE?atlOrigin=eyJpIjoiOTg5OWI2NjZhNGViNGNiOGI5YzlmYTMzZWU2MjA0MzliLCJwljoiYyJ9
Stakeholders Admin Permissions	https://basesite.atlassian.net/wiki/external/753810/NDFIMmI3Mjc2NmFjNDc5YTgzYzUwODliZDg3NmI5MDM?atlOrigin=eyJpIjoiNTU0ZDI4MzNkOTgyNGRhMGExYTQwZWE1MzQwMmE3YWMiLCJwljoiYyJ9
Stakeholders Manage Users	https://basesite.atlassian.net/wiki/external/5177383/NmVINTFIMGMxNDU2NGM2MWJlMGI3YWl2ZWUyMWUzMGY?atlOrigin=eyJpIjoiYWQ3ZjBiNDg0NmMyNDk1Mjk0MDcyOGI3Yjg3OWQ2ZWQlLCJwljoiYyJ9
Update Stakeholders (Stakeholder Master)	https://basesite.atlassian.net/wiki/external/3932161/OGY5ZmE5YzljZDRmNDhhYzlmODIxYmIwNDEwZDg2NDQ?atlOrigin=eyJpIjoiMmU0NGUxYjgyM2ZhNGUyODhINmQ5Zjk4MTdmMGZkNjAiLCJwljoiYyJ9

Important Links

Description	Link
Access to Jira (FCE Connect- ROD system)	https://basesite.atlassian.net/wiki/external/48562256/ZDBmMTgxYWUxYzM1NGY1ODhkNGViMjI5NGJmYWJjNzE?atlOrigin=eyJpIjoiOTg5OWI2NjZhNGViNGNiOGIyYmYTMzZWU2MjA0MzliLCJwIjoiYyJ9

Contact Us



shefali.jindal@basesite.com



rohit.choudhary@basesite.com





Thank You